

2025 TOURING CARAVAN RANGE



BUCCANEER



THE UK'S MOST LUXURIOUS TOURING CARAVAN

55 YEARS OF LUXURY

Buccaneer was founded in 1969 as a prestigious caravan brand renowned for its luxurious innovative and stylish touring caravans.

Over the years, Buccaneer has remained true to its core values, consistently delivering on its promise of quality and innovation.

Buccaneer has been - and continues to be - the leading manufacturer of luxury touring caravans in the UK, garnering a loyal customer base and a strong reputation within the industry.

Brought under 'Elddis' ownership in 1998 the brand continues to be proudly designed and manufactured by Erwin Hymer Group in Consett, County Durham alongside the acclaimed Elddis and Xplore range of touring caravans, campervans and motorhomes.

Erwin Hymer Group is the largest leisure vehicle manufacturer in Europe which is in turn part of the largest leisure vehicle manufacturer in the world, THOR Industries Inc.

TABLE OF CONTENTS

55 Years of Luxury	3
Introducing Buccaneer	4
- Buccaneer Aruba	14
- Buccaneer Barracuda	16
- Buccaneer Bermuda	18
- Buccaneer Commodore	20
- Buccaneer Cruiser	22
Standard Equipment	24



THE LEADING EDGE OF PREMIUM TOURING CARAVANS

Sophisticated and elegant, Buccaneer offers supreme comfort matched with a contemporary cossetting style.

The spacious areas naturally flow from lounge to kitchen to bedroom seamlessly, and give an instant feeling of opulence when entering.

All models are our widest at 8ft (2.45m) with 6ft 5in (1.95m) of interior headroom.

The entire Buccaneer range is manufactured on the twin axle chassis for improved stability and handling.

INCOMPARABLE LEVELS OF SPECIFICATION

You will find a truly impressive level of standard specification across all 5 models.

The large footprint chassis all have remote - control automatic self-levelling to make your arrival on site a dream, whilst the Alde underfloor heating provides that that real touch of luxury during cooler times of year.

Combined with comprehensive specification in living spaces, bedrooms and washrooms, Buccaneer is the ultimate grand touring caravan.

NEW FOR 2025 MODEL YEAR

Stylish new exterior graphics provide a whole new exterior look for 2025.

Internally, there are several updates which together combine to ensure the Buccaneer range remains at the leading edge of luxury touring caravans.

A new upholstery in luxurious quilted Waldorf, worktop surfaces in white Levanto marble, new bathroom taps and a new internal side wall finish add to the feeling of true luxury.

You will also find a full height headboard in the bedroom to further enhance the feeling of luxury.



INNOVATION AND TECHNOLOGY COMBINED

The Buccaneer range boasts class-leading features and technology in every detail, including E&P Level System remote controlled auto-levelling (which works in just 2 minutes).

100W solar panel, Dometic wireless charger with 2x USB points, 40L onboard water tank, Alde Load Monitor which monitors electric supply, reduces the consumption of the vehicle, and prevents circuit breakers from tripping, plus a whole host of security and safety features.

PEACE OF MIND

Buccaneer caravans come with an industry leading 3 Year warranty and a 10 Year warranty for water ingress and body integrity.

Buccaneer provides one of the best warranties available, for your total peace of mind.

INTERIOR WALLS

All Buccaneer caravan models are manufactured with HaloTEC interior wall material.

HaloTEC is manufactured by RENOLIT using their innovative 'RENOLIT CORK-STOCK' material.

HaloTEC is seamless, meaning no wall joins anywhere inside your caravan. It is also water resistant, lightweight and durable and creates a beautiful interior wall finish.



Pioneering in luxury

Ever since Buccaneer made its debut over 50 years ago as the first premium touring caravan brand in the UK, we have continued to define this sector of the market.

Our touring caravans epitomise
‘Pioneering in Luxury’

Caravans with exemplary design credentials and grand touring capabilities which provide something that little bit different.

A holiday experience in extraordinary comfort.



Buccaneer	ALL MODELS - 8FT WIDE				
	Aruba	Barracuda	Bermuda	Commodore	Cruiser
Berths					
Axes					
Weights & Dimensions					
Exterior body length	6.96m / 22'10"	6.96m / 22'10"	6.96m / 22'10"	6.96m / 22'10"	6.96m / 22'10"
Shipping length	8.18m / 26'10"	8.18m / 26'10"	8.18m / 26'10"	8.18m / 26'10"	8.18m / 26'10"
Interior length	6.39m / 21'0"	6.39m / 21'0"	6.39m / 21'0"	6.39m / 21'0"	6.39m / 21'0"
Overall width	2.45m / 8'0"	2.45m / 8'0"	2.45m / 8'0"	2.45m / 8'0"	2.45m / 8'0"
Interior width	2.30m / 7'7"	2.30m / 7'7"	2.30m / 7'7"	2.30m / 7'7"	2.30m / 7'7"
Overall height	2.63m / 8'8"	2.63m / 8'8"	2.63m / 8'8"	2.63m / 8'8"	2.63m / 8'8"
Overall height excluding TV aerial	2.56m / 8'5"	2.56m / 8'5"	2.56m / 8'5"	2.56m / 8'5"	2.56m / 8'5"
Maximum headroom	1.96m / 6'5"	1.96m / 6'5"	1.96m / 6'5"	1.96m / 6'5"	1.96m / 6'5"
Porch awning height	2.42m / 7'11"	2.42m / 7'11"	2.42m / 7'11"	2.42m / 7'11"	2.42m / 7'11"
Awning sizes ground to ground	10.90m / 35'9"	10.90m / 35'9"	10.90m / 35'9"	10.90m / 35'9"	10.90m / 35'9"
Plated M.T.P.L.M	1985KG	1950KG	1960KG	1960KG	1935KG
Maximum M.T.P.L.M	2000KG	2000KG	2000KG	2000KG	2000KG
Maximum Hitch Weight	150KG	150KG	150KG	150KG	150KG
Mass in Running Order (MIRO)	1806KG	1791KG	1801KG	1801KG	1776KG
Optional Equipment Payload	15	23	13	13	38
Maximum User Payload	179KG	159KG	159KG	159KG	159KG
Wheels & Tyres					
Wheel Rim	5 1/2 Jx14 5x112	5 1/2 Jx14 5x112	5 1/2 Jx14 5x112	5 1/2 Jx14 5x112	5 1/2 Jx14 5x112
Tyre Size	175/65 R14 90	175/65 R14 90	175/65 R14 90	175/65 R14 90	175/65 R14 90
Bed Sizes					
Front double	2.12m x 1.43m 6'11" x 4'8"	1.95m x 1.38m 6'5" x 4'6"	1.95m x 1.41m 6'5" x 4'8"	2.12m x 1.43m 6'11" x 4'8"	2.12m x 1.43m 6'11" x 4'8"
Front 2 singles	1.80m x 0.72m 5'11" x 2'4"	-	-	1.80m x 0.72m 5'11" x 2'4"	1.80m x 0.72m 5'11" x 2'4"
Side dinette single	1.90m x 1.24m 6'3" x 4'1"	-	-	-	-
Rear double	1.85m x 1.28m 6'1" x 4'2"	1.90m x 1.34m 6'3" x 4'5"	1.90m x 1.34m 6'3" x 4'5"	1.90m x 1.34m 6'3" x 4'5"	1.90m x 1.34m 6'3" x 4'5"

BUCCANEER RANGE HIGHLIGHTS:



Integrated Self Levelling System

The remote-controlled E&P hydraulic automatic self-levelling system - effortlessly levels the caravan at the push of a button upon arrival on site - and takes just two minutes!

The maintenance free system gives 6-point stabilisation, additional theft protection and even comes with a failsafe back-up handpump as standard.

Underfloor Heating

The ALDE Underfloor heating, works in synergy with the ALDE Central Heating System, allowing you to enjoy the comfort of warm floors on cold winter mornings.



INTERIOR DESIGN



Designed specifically for the recreational vehicle market, ActivCare fabric has been developed to not only provide supreme style and comfort but also to withstand the rigours associated with RV life.

Developed and tested for water tightness, colour fastness, bleach tolerance and other substances, the material is 'easy clean' which can be felt when you run your hand over the fabric. Standard on all Buccaneer caravans.



Whilst our standard mattresses are wonderfully snug and comfortable, the Dream+ mattress upgrade, unique to Erwin Hymer Group UK, is a cut above. (Optional)

Dream+ boasts a pocket spring system and blend of natural and sustainable fillings to help regulate body temperature and ensure the best night's sleep.



"For the new season, we wanted to further elevate the Buccaneer interior and increase the luxury ambience.

"To bring more of a balance to the living space by increasing the use of lighter finishes and introducing carefully selected new seating fabrics with contrast stitching and marble effect worktops"

Emma

Emma Atkinson, Interior Designer



ADDITIONAL PACK OPTIONS

BUCCANEER				ARUBA	BARRACUDA	BERMUDA	COMMODORE	CRUISER
Pack code	Pack description	Options included		Key Indicator: - Unavailable, O Available				
OP901	COMFORT PACK	OP101	DREAM+ MATTRESS	o	o	o	o	o
		OP102	DAY COVER SET	o	o	o	o	o
OP109	WRAP AROUND SEATING			o	-	-	o	o
OP115	LEATHER			o	o	o	o	o
OP117	LEATHER WRAP AROUND SEATING			o	-	-	o	o
OP316	BIKE RACK (2 BIKES)			o	o	o	o	o
OP327	AIR CON			-	o	o	o	o
OP340	Mobile Wi-Fi			o	o	o	o	o
OP503	SHELF PACK			o	o	o	o	o
OP514	TV BRACKET			o	o	-	-	o
OP705	WEIGHT PLATE UPGRADE			o	o	o	o	o


For full standard equipment listings, please see page 24.




OPTIONAL: DREAM+ MATTRESS



'WALDORF' UPHOLSTERY



CRAFTSMAN-BUILT CABINETRY IN RICH, OPULENT TONES





Aruba

Sociable and beautifully appointed

The centre piece of the Aruba design is the beautifully appointed and spacious dinette.

Perfectly positioned between kitchen and lounge it provides a wonderfully open and social area linking the two areas of the caravan seamlessly together.

Of course, this also provides the opportunity for two extra berths when quickly converted to a double bed, allowing the Aruba to become a full 6-berth luxury caravan when holiday plans require.

At the rear, the French bed and fully integrated en-suite with indirect lighting provides a feeling of true opulence.





Barracuda

Warm, cossetting and homely

The L-shaped lounge provides the perfect location for chatting or watching a film on the 32" wall-mounted TV and can be converted to a large double bed when required. Day into night is a seamless transition.

The split-style washroom configuration is perfect for day use whilst its proximity to the rear double bedroom allows this to double up as an en-suite.

Coupled with the superb ambience from the abundance of direct and indirect lighting, the Barracuda is the perfect soothing environment to enjoy your holiday.



Bermuda

Unwind in perfect luxury.

The sister caravan to the Barracuda, the Bermuda also offers a sociable L-shaped lounge area, this time positioned on the offside. Again, the ideal location for chatting or watching a film on the 32" wall mounted TV and can be converted to a double bed when required.

Also benefitting from the split-style washroom configuration being perfect for day use, whilst its proximity to the rear double bedroom allows this to double up as an en-suite.

At the rear, the Bermuda opts for a transverse bed layout, providing a view out of the side window.

The bed is retractable so additional space can be freed up during the day.





Commodore

En-suite opulence.

Central to the Commodore layout is the split-style washroom area.

Shower on one side, toilet and washroom on the other.

This central area can be closed off from both the bedroom and from the living area, depending upon your needs, creating layouts perfectly suited for en-suite or day use.

A completely flexible and sumptuous option for couples and families alike.

The large and airy living area can be used as two single beds or one supremely large double bed!





Cruiser

Spaciousness redefined.

Relaxing in the sumptuous lounge provides a full-length open and expansive view of the entire interior. A true wow moment!

The lengthy and sumptuous thick pile carpet expanse all the way through to the rear washroom gives a feeling of a 5-star luxury hotel suite.

Along this expanse your eyes are drawn to the beautiful cabinetry with under counter LED lighting and the rich use of downlighters giving an unmistakably Buccaneer ambiance.

As one luxury space flows effortlessly into the next, thanks to the flowing lines of the beautifully appointed interior, you can relax knowing wherever you are, you'll feel perfectly at peace.



OPTIONAL: LEATHER UPHOLSTERY



STANDARD EQUIPMENT					
BUCCANEER	Aruba	Barracuda	Bermuda	Commodore	Cruiser
COMFORT	■ Standard Equipment - Unavailable				
All models are 8ft wide, creating unsurpassed interior living space	■	■	■	■	■
ALDE Underfloor heating, works in synergy with the ALDE Central Heating System, allowing you to enjoy the comfort of warm floors on cold winter mornings	■	■	■	■	■
Alde 24-hr multi-programmable central and water heating system. Runs on gas, electric (up to 3.15KW) or both with new easy-to-use LCD touchscreen control with night-time display setting. Now with automotive-standard Glycol G13 Antifreeze coolant.	■	■	■	■	■
Alde Compact 3020 boiler with even more heating comfort!	■	■	■	■	■
Grade III Thermal Insulation for guaranteed all weather comfort	■	■	■	■	■
Fixed bed mattresses are lightweight, yet super-supportive with soft-touch Argentum+ anti-bacterial and anti-allergy technology with Silver	■	■	■	■	■
Bed frame with easy-lift gas struts for improved-access storage (fixed beds)	■	■	■	■	■
Aero Privacy flush-fit double-glazed side windows with night ventilation position, pleated blinds and flyscreens	■	■	■	■	■
6'5" Headroom	■	■	■	■	■
1400 X 440 Large Heki Lux Stargazer rooflight incorporating pleated blind and flyscreen, with stylish surround and independently switched integrated downlights	■	■	■	■	■
Wide-opening spring-assisted beech slat bases on all bunks and beds for easy access	■	■	■	■	■
Seat bases with front access and space for bulky items	■	■	■	■	■
Seat backrest ventilation boards for even heat distribution	■	■	■	■	■
Concealed room dividers (Aruba - curtains only)	■	■	■	■	■

ENTERTAIN	■ Standard Equipment - Unavailable				
Teleco Teleplus X2/39U Directional Aerial	■	■	■	■	■
External satellite point, 12V outlet with additional solar panel connectivity, aerial point and 230V external socket	■	■	■	■	■
Pioneer radio with Smart Sync. 13-Band Graphical EQ. Compatible with iPhone and Android. Includes USB input, Advanced Remote Control App (your smart-phone becomes the RC) and Anti-theft detachable panel. Spotify and Apple Music compatible.	■	■	■	■	■
Speakers inset to front lockers for optimal audio experience + rear of vehicle	■	■	■	■	■
Craftsman-built removable chest of drawers with dove-tailed joints, pull-out table extension, plus additional free standing table with dedicated storage	■	-	-	■	■
Free standing dining table with dedicated storage location	■	■	■	■	■
Dedicated area for Freeview/Satellite connection (box not included)	■	■	■	■	■
TV points with dedicated locations for comfortable viewing (230V, 12V, satellite and aerial connection)	■	■	■	■	■

STANDARD EQUIPMENT					
BUCCANEER	Aruba	Barracuda	Bermuda	Commodore	Cruiser
COOK	■ Standard Equipment - Unavailable				
Multi-speed omnivent (extracts and blows air)	■	■	■	■	■
Dometic series 10 fridge - Series 10 fridge includes dual opening, additional shelves and veggie fresh lid	■	■	■	■	■
Domestic kitchen-style pull out storage baskets	■	■	■	■	■
'Linear' Stainless Steel sink, with flush-fit removable sink cover/chopping board and drainer	■	■	■	■	■
Thetford K1520 MK2 Black Gloss Oven, grill and dual fuel hob with spark ignition and 800w electric hotplate, three gas burners with smoked glass lid, additional oven shelf and interior light and cast iron pan stands	■	■	■	■	■
800W microwave with microwave isolation switch	■	■	■	■	■
External gas barbecue point with easy-Slide chariot-style socket	■	■	■	■	■
Kitchen locker doors with positive locking catches	■	■	■	■	■
Dedicated cutlery tray	■	■	■	■	■
Polished chrome fittings including Blade monobloc tap	■	■	■	■	■
Feature kitchen splashback in 3D effect acrylic	■	■	■	■	■
Well lit kitchen work area with energy-saving LED downlights	■	■	■	■	■

SAFETY AND SECURITY	■ Standard Equipment - Unavailable				
AL-KO Diamond Standard Secure wheel locks with an AL-KO side mounted jack	■	■	■	■	■
TRACKER® Thatcham Cat 7 approved tracker (includes first 12 months subscription)	■	■	■	■	■
Alarm system with PIR (Passive Infra Red)	■	■	■	■	■
CRiS security system	■	■	■	■	■
High security external door locks with single key operation	■	■	■	■	■
All models comply with British and European safety standards as independently verified by the National Caravan Council (NCC)	■	■	■	■	■
Balanced wheels for even wear and better fuel consumption	■	■	■	■	■
Concealed security data chip within caravan construction	■	■	■	■	■
Carbon Monoxide (CO) alarm	■	■	■	■	■
Smoke alarm	■	■	■	■	■
Illuminated compartment for 2 gas bottles, with fitted Gas auto-changeover valve and regulator	■	■	■	■	■
Isolation taps for gas appliances	■	■	■	■	■
Fire-retardant upholstery	■	■	■	■	■

STANDARD EQUIPMENT					
BUCCANEER	Aruba	Barracuda	Bermuda	Commodore	Cruiser
PRACTICAL	■ Standard Equipment - Unavailable				
AL-KO chassis with AKS 3004 stabiliser, Euro over-run device and ATC Trailer Control System for smooth towing performance and exceptional stability. The AL-KO system comes with shock absorbers and 'Big Feet' heavy duty corner steadies as standard, plus 2-way assisted handbrake.	■	■	■	■	■
Remote-controlled hydraulic automatic self-levelling system - effortlessly level at the push of a button within 2 minutes! (Maintenance free, gives 6-point stabilisation, additional theft protection and even comes with a failsafe back-up handpump as standard)	■	■	■	■	■
Low profile, light weight solar panel	■	■	■	■	■
ALDE Load Monitor (allows you to programme the max 230v current to prevent you exceeding the site's electrical capacity)	■	■	■	■	■
'No-Screws' Fully-bonded SoLiD awning rails	■	■	■	■	■
GRP underskin to caravan floor providing a water resistant barrier	■	■	■	■	■
40ltr Onboard water tank giving 80ltr of continuous water supply (using water source auto changeover)	■	■	■	■	■
Fully bonded roof for additional strength	■	■	■	■	■
Dometic wireless charger with 2 x USB points	■	■	■	■	■
Aquasource waterline for direct connection to mains supply	■	■	■	■	■
Wastemaster as standard	■	■	■	■	■
Ample storage throughout, with handcrafted, extra deep dove-tailed drawers	■	■	■	■	■
Drop down clothes airer/dryer in shower cubicles	■	■	■	■	■
100% LED interior lighting, saving up to 80% battery consumption	■	■	■	■	■
Reinforced step on hitch cover making windows easier to clean	■	■	■	■	■
Exclusive 'Easy Glide' bed technology for easy bed conversion	■	-	-	■	■
Spare wheel and underslung carrier	■	■	■	■	■
Exterior access battery box with mains electric inlet (Class A leisure battery included)	■	■	■	■	■
Quiet-close wardrobes with automatic light	■	■	■	■	■
Full depth lockers for additional storage space	■	■	■	■	■
13-pin 12V car connector	■	■	■	■	■
Entrance step and removable mat with tray	■	■	■	■	■
12V Control panel with digital battery and fresh water level status meter, 12V master and pump switch	■	■	■	■	■
Fully protected mains electric system with up to eight 230V sockets	■	■	■	■	■
BCA Slim C-line switches and sockets	■	■	■	■	■
20 Amp switchmode charger / transformer	■	■	■	■	■
25 Meter mains hook-up cable	■	■	■	■	■
Fixing points for rear mounted 2 cycle carrier and mounting rail	■	■	■	■	■
Inboard semi-rigid fresh water pipes	■	■	■	■	■
Large bore under-slung rigid waste pipes with offside outlet	■	■	■	■	■

STANDARD EQUIPMENT					
BUCCANEER	Aruba	Barracuda	Bermuda	Commodore	Cruiser
STYLE EXTERIOR	■ Standard Equipment - Unavailable				
The 8-ft Wide Buccaneer benefits from a uniquely-styled wide front panel and locker, with streamlined styling, inset decals and grab handles	■	■	■	■	■
Wide stunning panoramic Sky-Scape sunroof giving a flood of natural light into the front dinette, incorporating internal feature surround with LED lights and pleated night blind	■	■	■	■	■
Front curved skylight with blind	■	■	■	■	■
Exterior trim parts designed with a uniform design language	■	■	■	■	■
Flush fit 'tinted' front Windows	■	■	■	■	■
Ergonomically designed gas-strut assisted (pantograph hinged) gas locker door with central lock & release button	■	■	■	■	■
Diamond cut alloy wheels	■	■	■	■	■
New stylish graphics	■	■	■	■	■
ABS Handles	■	■	■	■	■
ABS rear panel with streamlined integrated rear light cluster and LED high level brake light	■	■	■	■	■
Kromex badges (Buccaneer logo, front and rear)	■	■	■	■	■
Large LED awning light with drip deflector above door, plus additional offside services light	■	■	■	■	■
Side marker lights	■	■	■	■	■
Large entrance door in Diamond Silver, with window blind, flyscreen and 12.5L waste bin	■	■	■	■	■
STYLE INTERIOR	■ Standard Equipment - Unavailable				
Luxurious 'Palisander' craftsman built cabinetry with 24mm class-leading 'Quiet-Close' locker construction and storage, with removable shelves and positive locking, with contrast kitchen units'	■	■	■	■	■
New Sumptuous 'Waldorf' ActivCare + Pet Friendly upholstery in hi-performance, lightweight construction, with 6 x co-ordinating scatter as standard and 4 x armrests as standard with luxurious quilted features	■	■	■	■	■
Quality and craftsmanship in every detail, including traditional dove-tailed drawers throughout and soft-close hinges on all side-hung doors	■	■	■	■	■
Full height headboard	■	■	■	■	■
New worktop laminate (White Levanto Marble)	■	■	■	■	■
Stylish positive locking locker door handles	■	■	■	■	■
Stylish, improved low level LED lighting	■	■	■	■	■
Adjustable, individually switched Chrome LED reading lights throughout	■	■	■	■	■
HaloTEC one piece interior sides - Seamless finish in 'Welsh White' gives a modern and appealing look and feel.	■	■	■	■	■
Polished metal domestic stylish curtain poles	■	■	■	■	■
Removable luxurious loose fit Stainclear carpet in 'Homestead Neutral' in 'Silver Heno'	■	■	■	■	■
'Easy clean heavy-duty vinyl flooring in 'Twine'	■	■	■	■	■
400 x 400 MPK rooflight	■	■	■	■	-

STANDARD EQUIPMENT					
BUCCANEER	Aruba	Barracuda	Bermuda	Commodore	Cruiser
WASH	■ Standard Equipment - Unavailable				
Stylish bathroom design	■	■	■	■	■
Highflow submersible pump with intelligent controller and inline filter - turns the pump off when the water runs out	■	■	■	■	■
Luxurious fully lined domestic style 'Antique White' shower cubicle and screen	■	■	■	■	■
'Boutique' washbowl basin with click-clack plug and domestic syle bathroom tap	■	■	■	■	■
Eco Camel Orbit water-saving Halo shower head with built-in Aircore Technology	■	■	■	■	■
Vanity areas with LED downlighting, dedicated sockets for hairdryer and appliances	-	■	■	■	■
Alde anthracite radiator	■	■	■	■	■
Domestic style bathroom cabinet	■	■	■	■	■
Full length dressing mirror	-	-	-	-	■
Polished chrome fittings, mixer taps and separate shower taps	■	■	■	■	■
New metal coat hooks in bathroom	■	■	■	■	■
New bathroom tap	■	■	■	■	■
External cold water Shower and Rinse ® with easy-Slide chariot socket	■	■	■	■	■
Domestic style bathroom door with high quality privacy lock	■	■	■	■	■


OUR SUPPLIERS




Every one of our leisure vehicles proudly carries the NCC approved badge of quality. Elddis, Xplore and Buccaneer are trademarks of Erwin Hymer Group UK Ltd. Company Registration No. 02433663 England & Wales


This brochure does not constitute an offer by Erwin Hymer Group UK Ltd. Erwin Hymer Group UK Ltd reserves the right to, and does alter from time to time, technical specifications, prices and model ranges as materials, model improvements and conditions require, and can accept no responsibility for discrepancies between these and subsequent models shown. This brochure is for guidance purposes only. Please be sure to check our full current and technical specifications with your retailer before placing your order. Please note that Approved Retailers are not the agents of Erwin Hymer Group UK Ltd. Accordingly they have no authority to bind Erwin Hymer Group UK Ltd or to make any representation or undertaking whatsoever on behalf of Erwin Hymer Group UK Ltd. Props shown in this brochure are for photographic purposes only and are not included in the specification. Bed covers and additional scatter cushions shown are for demonstration purposes only, similar co-ordinating sets are available to purchase from your Erwin Hymer Group UK Ltd retailer. Elddis, Xplore and Buccaneer products are covered against water ingress damage for 10 years from the original date of purchase of a new product. This applies to water ingress through any permanently sealed seam joints. If you purchase this vehicle as a used vehicle it may be possible to transfer the unexpired term of the warranty cover (up to a maximum of six years commencing at the original date of purchase from new). Full Terms and Conditions, including service intervals and exclusions can be found on the Elddis website www.elddis.co.uk or by telephoning Erwin Hymer Group UK Ltd Customer Care Team.


FIND OUT MORE



QR code - Scan to view 360 degree virtual tours of the Buccaneer range.

 @ElddisBuccaneer

 @elddis__buccaneer__

 @_elddis_

The Elddis, Xplore and Buccaneer brands are proudly part of the European wide Erwin Hymer Group. Headquartered in Bad Waldsee in Germany, the company has over 30 sites and 20 different leisure vehicle brands spread across the UK, Germany, Italy, France, Spain and the Netherlands.

www.erwinhymergroup.com



www.buccaneer-rv.co.uk



